

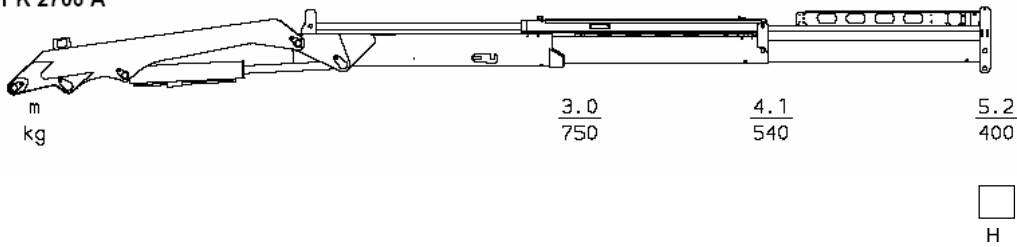
Maximum Lifting Moment 2.6 mt

Please provide your truck's information below

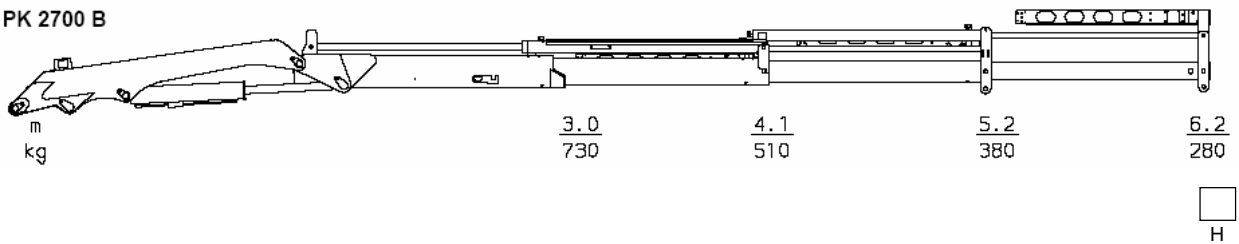
Brand _____	Model _____
No. of axle _____	Gross Weight _____
Others _____	
Where do you need the crane mounted? <input type="checkbox"/> Front <input type="checkbox"/> Middle <input type="checkbox"/> Rear	

Boom System. Please choose the configuration required by ticking in the boxes below. (H = Hydraulic, M = Manual)

PK 2700 A




PK 2700 B



Basic Unit	
	Classification according to EN12999 H1/H3 ✓
	Crane base with integrated Sub Frame ✓
	Slewing angle 360°/400°/420° ✓
	Slewing moment 0.25mt
	Controls on each side of the crane ✓
	Load hold valve on inner, outer and extension boom cylinder ✓
	Painting RAL2002 ✓
RAL	Special painting, RAL code <input type="checkbox"/>
	Hook: 2t ✓
OM	OM-overload indicator on each control position ✓
OS	Hydraulic overload protection, incl. overload indicator <input type="checkbox"/>
Stabilisers	
R1	Telescopic outriggers, short ✓
STZY5	Tilttable stabilisers <input type="checkbox"/>

Rear stabilisers	
	Additional stabilisers, specification will be calculated by Palfinger (depending on truck, No.of extension booms) <input type="checkbox"/> M

Options	
	Oil tank (should be about 2.5x the pump capacity) 28l <input checked="" type="checkbox"/>
	Mounting bolts (required) <input checked="" type="checkbox"/>

Additional Equipment	
Crane fork	 <input type="checkbox"/>
Hydraulic Pumps	Constant oil pump (without remote control) 20l/min <input type="checkbox"/>

Warranty	
	Full 12 months warranty and 36 months on load bearing parts <input checked="" type="checkbox"/>
VER01	extended warranty to 24 months <input type="checkbox"/>
VER02	extended warranty to 36 months <input type="checkbox"/>

How Do We Get In Touch With You?

Company _____

Contact Person _____

Position _____

Telephone _____

Fax _____

Email _____

Address _____

Remarks _____

Please forward completed form to our dealer closest to you